



PARKER LTG.

ORDERING FORM

FIXTURE: PH09E PARKER BELLE EASY CLEAN

EXAMPLE: PH09E-R360-100W-90-UNV-4K-MS-BLK-05

CODE	WATTS & LUMENS	BEAM	VOLTAGE	KELVIN	OPTIONS	FINISH	ACCESSORIES
PH09E-R360	<u>140 lm/W</u> 100W-14000L 150W-21000L	60 90 110	UNV- 100-277V <u>STANDARD</u>	3K- 3000K 4K- 4000K 5K- 5000K 6K- 6000K	DM - Dimmable <u>STANDARD</u> MS - Motion Sensor	BLK - Black	01 - PH09-RDHK01 Round Hook <u>STANDARD</u> 02 - PH09-BUL02 Bulgin <u>STANDARD</u> 04 - PH09-CHS04 Chain Suspension 05 - PH09-CARA05 Carabiner

ACCESSORIES			
			
01	02	04	05



Parker Belle Easy Clean PH09E



Easy-Clean LED High Bays for Food Processing Applications

Specially designed for food processing facilities and industrial kitchens, Parker Belle Easy-Clean PH09E LED high bays are watertight to withstand high-pressure washdowns, while the lack of exposed screws ensures no crevices in which bacteria may grow. No external reflectors are required. The specially designed lens gives you a 60°/90°/110° beam angle.

FEATURES

- IP65 / IK10
- Low Glare
- SDCM 3 or 6
- Up to 140 lm/W
- Easy Cleaning
- Optional Beam Angle
- 71,000 Hours (L70@Ta 25°C), 5 Year Warranty
- Finishes: Black
- Excellent Heat Dissipation
- Replaces Traditional High Ceiling Applications

APPLICATION

- **INDUSTRIAL**
Warehouses, Production Halls, Parking Areas
- **EDUCATION**
Classrooms, Cafeterias, Auditoriums, Sports Halls
- **SEMI-OUTDOOR**
Car Garages, Pools, Airports, Train/Bus Stations, Gas Stations, Parks, Toll Stations
- **SHOP & RETAIL**
Shopping Malls, Supermarkets, Retail Stores
- **ARCHITECTURAL**
Exhibition Centers, Libraries, Museums, Concert Halls



SPECIFICATIONS

Model No.	Power (W)	Luminous Flux 140 lm/W	Operating
PH09E-R360	100	14000	-20~+40°C
PH09E-R360	150	21000	-20~+40°C

Notes: Above lumens based on 4000K Ra: 80
All values in +25°C ambient temperature,
luminous flux tolerance +-5%
output power tolerance +-5%

TECHNICAL PRODUCT INFORMATION

Storage: -40~+85°C

PF: ≥0.93 **THD:** ≥20% **Power Efficiency:** ≥0.90

Light Source: SMD3030

Certification: UL

Beam Angle: 60°/ 90°/110°

CCT Range: 3000K | 4000K | 5000K | 6000K

AC Input: 100-277V 50/60Hz

Light Efficiency: 140 lm/W

Waterproof: IP65 & IK10

Recommended Installation Height: 10-65 ft

Options: Motion Sensor

Function: ☒ Dimmable
Dimming to be 0-10V

ACCESSORIES



	IMAGE	PART #	DESIGNATION	MATERIAL	DESCRIPTION	QTY	ACCESSORY USE
Standard	01	PH09-RDHK01	Round Hook	Stainless Steel 304	2" x 1" x 1"	1 PC	Suspension
	02	PH09-BUL02	Bulgin	PC	120-277V	1 PC	Grade IP67
Optional	04	PH09-CHS04	Chain	Stainless Steel	3' x 3/6" x 6/13"	1 PC	Suspension Mount
	05	PH09-CARA05	Carabiner	Stainless Steel	2" x 1" x 1/4"	1 PC	Suspension Mount



PARKER LTG.

FEATURES



IP65



IK10



CLASS I



5 years
warranty



RG0

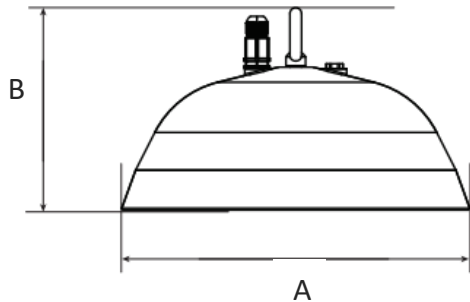
Easy Cleaning



Breather Valve



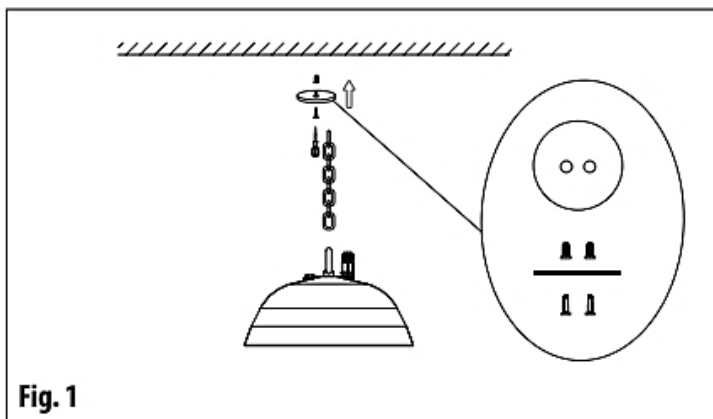
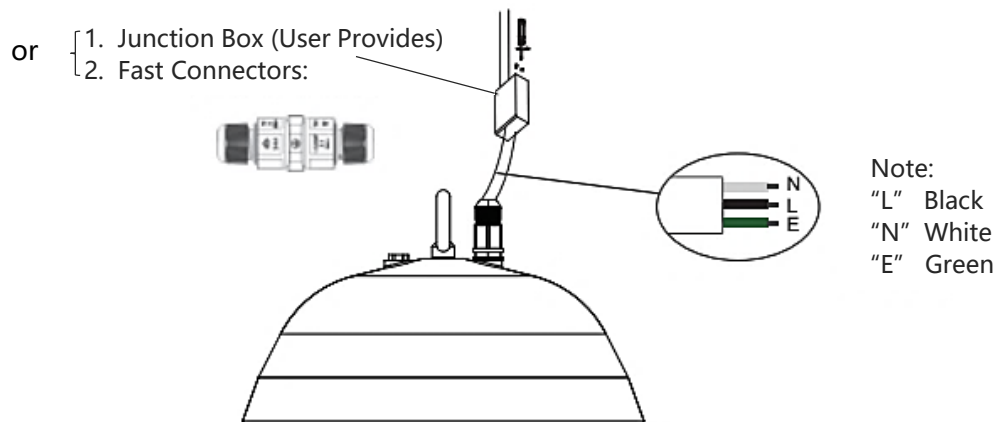
SIZE



Model No.	Size A (inches)	Size B (inches)
PH09E-R360	14"	8"



INSTALLATION



SUSPENSION MOUNT

- Mark correct position and screw hole.
- Mount hook and fixture.
- Connect the wire by junction box after the power has been turned off.
- Adjust the position of the fixture and clean it.